

DIECI



PEGASUS ESSENTIAL

40.16 | 40.18



dieci.com

PERFORMANCE

Vehicle model	PEGASUS 40.16 400°	PEGASUS 40.18 400°
Maximum capacity	4000 kg (8818 lb)	4000 kg (8818 lb)
Maximum lifting height	15.7 m (51.5 ft)	18 m (59.1 ft)
Maximum horizontal extension	13.4 m (44.0 ft)	15.3 m (50.2 ft)
Fork swiveling angle	133°	133°
Pull-out force	5700 daN (12814 lbf)	5700 daN (12814 lbf)
Towing force	6500 daN (14613 lbf)	6500 daN (14613 lbf)
Unladen weight	13660 kg (30115 lb)	14700 kg (32408 lb)
Maximum climb angle	37 %	37 %
Max speed (referred to wheels with maximum permitted diameter)	30 km/h (18.6 mph)	30 km/h (18.6 mph)

BOOM

Vehicle model	PEGASUS 40.16 400°	PEGASUS 40.18 400°
Getting off the basket	12.6 s	14.2 s
Lifting	17.4 s	20.6 s
Extension	34.2 s	26 s
Retraction	21.9 s	17 s
Forward swiveling	3.9 s	3.8 s
Reverse swiveling	2.4 s	2 s

ENGINE

Vehicle model	PEGASUS 40.16 400°	PEGASUS 40.18 400°
Brand	Perkins	Perkins
Nominal power	85.9 Kw (115 HP)	85.9 Kw (115 HP)
@rpm	2200 rpm	2200 rpm
Peak power	85.9 Kw (115 HP)	85.9 Kw (115 HP)
@rpm	2200 rpm	2200 rpm
Operation	4-stroke	4-stroke
Injection	Electronic, Common Rail	Electronic, Common Rail
Number and arrangement of cylinders	4, Vertical in line	4, Vertical in line
Displacement	3621 cm ³ (221 in ³)	3621 cm ³ (221 in ³)
Consumption	216 g/kWh (355.32 lb/Hp h)	216 g/kWh (355.32 lb/Hp h)
@rpm	1900 rpm	1900 rpm
Emission standards	Stage V/Tier 4f	Stage V/Tier 4f
Exhaust gas treatment	DOC+DPF+SCR (with AdBlue)	DOC+DPF+SCR (with AdBlue)
Cooling system	Liquid	Liquid
Intake	16-valve turbocharger with aftercooler	16-valve turbocharger with aftercooler
Air filter	Air pre-heating and air pre-filtering with dust separator	Air pre-heating and air pre-filtering with dust separator

TRANSMISSION

Vehicle model	PEGASUS 40.16 400°	PEGASUS 40.18 400°
Transmission type	Hydrostatic with variable displacement pump	Hydrostatic with variable displacement pump
Hydraulic motor	Hydrostatic with continuous automatic adjustment	Hydrostatic with continuous automatic adjustment
Reversal	Electro-Hydraulic operated with vehicle in motion	Electro-Hydraulic operated with vehicle in motion
Inching	With pedal for controlled forward movement	With pedal for controlled forward movement
Gearbox	Servo-controlled 2-speed	Servo-controlled 2-speed

DIFFERENTIAL AXLES

Vehicle model	PEGASUS 40.16 400°	PEGASUS 40.18 400°
Type of axles	2 steering, with 4 epicycloidal reduction gears	2 steering, with 4 epicycloidal reduction gears
Type of steering	4 wheels / transversal / 2 wheels	4 wheels / transversal / 2 wheels
Front axle	Rigid	Rigid
Rear axle	Swinging	Swinging
Service braking	Oil bath with servo brake on front and rear axle with double hydraulic system	Oil bath with servo brake on front and rear axle with double hydraulic system
Parking braking	Negative actuation with electrical control	Negative actuation with electrical control

HYDRAULIC SYSTEM

Vehicle model	PEGASUS 40.16 400°	PEGASUS 40.18 400°
Hydraulic pump type	Gear pump for power steering and movements	Gear pump for power steering and movements
Hydraulic pump capacity	120 l/min (31.7 gal/min)	120 l/min (31.7 gal/min)
Max. operating pressure	24 MPa (3481 psi)	24 MPa (3481 psi)
Distributor control	Proportional 5in1 Joystick	Proportional 5in1 Joystick
Distributor type	Hydraulic in 5 sections with "Load Sensing" proportional electronic servo-control with "Flow Sharing", 5 simultaneous movements with independent maximum speed control of each movement.	Hydraulic in 5 sections with "Load Sensing" proportional electronic servo-control with "Flow Sharing", 5 simultaneous movements with independent maximum speed control of each movement.
Outriggers	4 independent outriggers with hydraulic lowering	4 independent outriggers with hydraulic lowering

FILLING

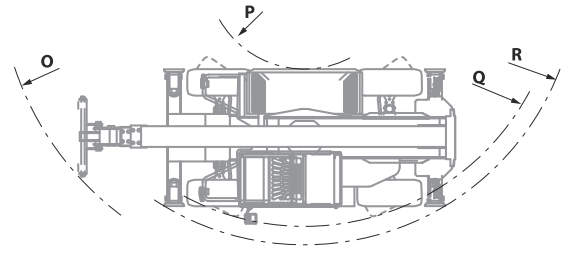
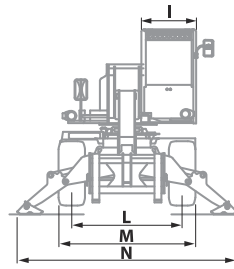
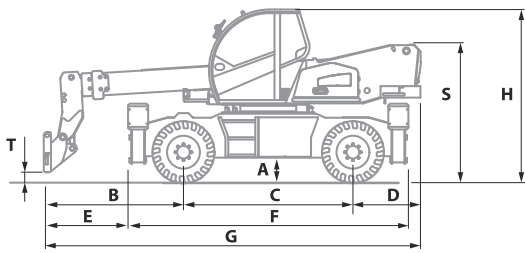
Vehicle model	PEGASUS 40.16 400°	PEGASUS 40.18 400°
Hydraulic system (total)	270 l (71.33 gal)	270 l (71.33 gal)
Diesel tank	180 l (47.55 gal)	180 l (47.55 gal)
AdBlue tank	19 l (5.02 gal)	19 l (5.02 gal)

TYRES

Vehicle model	PEGASUS 40.16 400°	PEGASUS 40.18 400°
Standard tires	400/70x20" (405/70-20"; 16/70-20")	400/70x20" (405/70-20"; 16/70-20")

DIMENSIONS

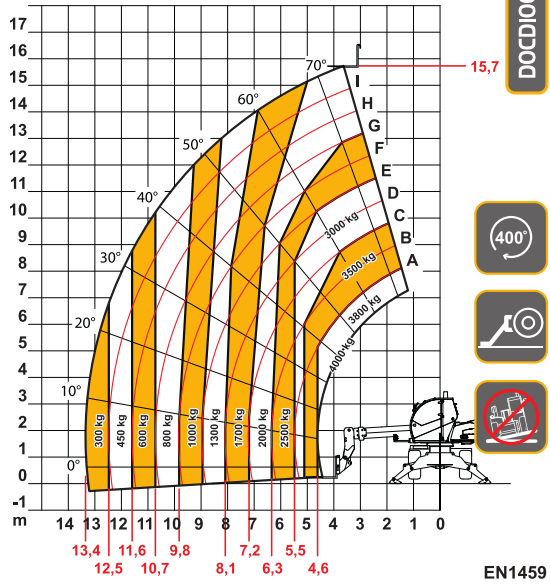
Vehicle model	PEGASUS 40.16 400°	PEGASUS 40.18 400°
A	310 mm (12.2 in)	310 mm (12.2 in)
B	2430 mm (95.7 in)	2280 mm (89.8 in)
C	2950 mm (116.1 in)	2950 mm (116.1 in)
D	1175 mm (46.3 in)	1175 mm (46.3 in)
E	1490 mm (58.7 in)	1330 mm (52.4 in)
F	4880 mm (192.1 in)	4880 mm (192.1 in)
G	6740 mm (265.4 in)	6630 mm (261.0 in)
H	3030 mm (119.3 in)	3030 mm (119.3 in)
I	980 mm (38.6 in)	980 mm (38.6 in)
L	1920 mm (75.6 in)	1920 mm (75.6 in)
M	2380 mm (93.7 in)	2380 mm (93.7 in)
N	3968 mm (156.2 in)	3968 mm (156.2 in)
O	5163 mm (203.3 in)	5163 mm (203.3 in)
P	1700 mm (66.9 in)	1700 mm (66.9 in)
Q	4430 mm (174.4 in)	4430 mm (174.4 in)
R	4750 mm (187.0 in)	4750 mm (187.0 in)
S	2420 mm (95.3 in)	2420 mm (95.3 in)
T	200 mm (7.9 in)	140 mm (5.5 in)



MAX 4,0 t



DOCCT0001240



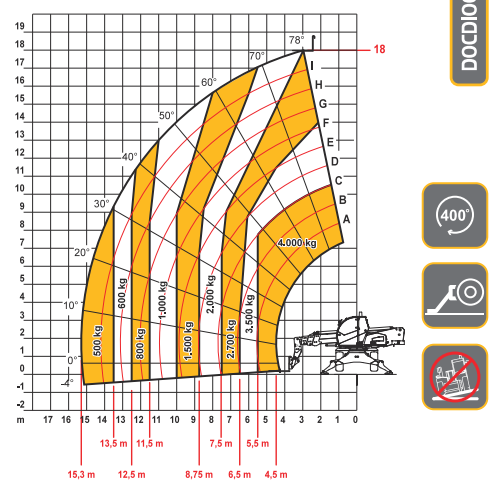
40.16

EN1459

MAX 4000 kg



DOCCT0001392



40.18

EN1459-2